

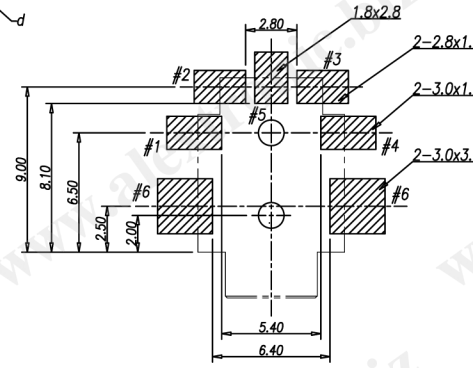
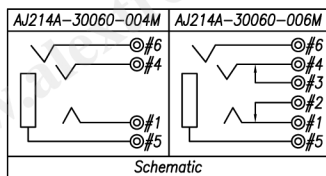
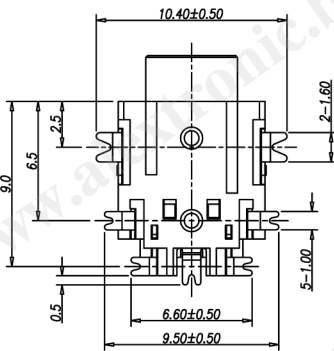
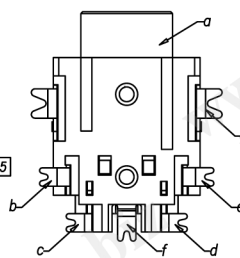
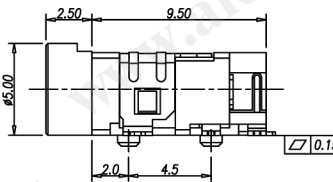
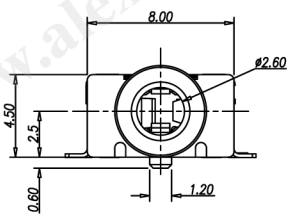
CATEGORY	DESCRIPTION	P/N #
CONNECTOR	2.5 Phone Jack, R/A, Without Metal Ring, SMT	AJ214A-30060-00XM

AJ214A-30060-00XM
表示PIN數

REV.	ECN NO	DESCRIPTION	REVISED	DATE
A01		New Release	Luguan	2010.01.21

SPECIFICATION

1. Voltage Rating: DC 30V Min.
2. Current Rating: 1.0A Max.
3. Contact resistance: 30mΩ Max.
4. Insulation resistance: 100MΩ Min. (DC250V)
5. Operation Temperature: -25°C~70°C
6. Withstand Voltage: AC500V
7. Insertion force: 3kgf Max.
8. Extraction force: 0.3kgf Min.
9. life testing: 3,000 cycles
10. To conform with the "QC-03-045" & "RoHS DIRECTIVE"
11. Solder heat resistance: wave soldering 260°C 5 seconds



Recommend PCB Layout
(Jack Top View)
Tolerance: ±0.05mm

g	Terminal #6	1	Copper Alloy	Ag Plating	
f	Terminal #5	1	Copper Alloy	Ag Plating	
e	Terminal #4	1	Copper Alloy	Ag Plating	
d	Terminal #3	1	Copper Alloy	Ag Plating	
c	Terminal #2	1	Copper Alloy	Ag Plating	
b	Terminal #1	1	Copper Alloy	Ag Plating	
a	Housing	1	High Temperature Thermoplastic	Black	
NO.	PART NAME	QTY	MATERIAL	PLATING & COLOR	Remark

Product Drawing ALEXTRONIC				
UNLESS OTHERWISE SPECIFIED TOLERANCES		SCALE: 1/1 UNIT: mm	DWG. NO:	
		SIZE: A3 PAGE: 1 OF 1	REV: A01	
DECIMALS:	ANGLES:	APPROVED BY	CHECKED BY	
X : ±0.5	X : ±2'	XZQ	PJ	
X.X : ±0.3	X.X : ±1'			PREPARED BY
X.XX : ±0.2				Luguan
CUSTOMER COPY				